

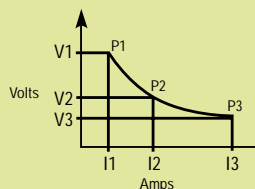


Single-Output, Autoranging: 200 W and 1000 W



6010A, 6011A, 6012B, 6015A

Autoranging Output:



Save rack space by using fewer outputs
Reduce cost by using fewer power supplies
Control with external voltage

This series of dc power supplies take the place of multiple power supplies on your test bench by providing maximum power at a variety of operating points. They have ten-turn front panel pots to allow precise local control. These power supplies also may be connected in auto-parallel or auto-series with their corresponding GPIB unit (6030 Series), as part of a test system.

Supplemental Characteristics for all model numbers

Remote Sensing: Up to 2 V drop in each lead. Voltage regulation specification met with up to 0.5 V drop, but degrades for greater drops.

Modulation: (analog programming of output voltage and current)

Input signal: 0 to 5 V or 0 to 4 k Ohms

Regulatory Compliance: Certified to CSA556B; conforms to IEC 61010-1.

Size: 425.5 mm W x 132.6 mm H x 516.4 mm D (16.75 in x 5.25 in x 20.33 in). See page 99 for more details

Warranty: One year

Ordering Information

- Opt 120 104 to 127 Vac, 47 to 63 Hz
- Opt 220 191 to 233 Vac, 48 to 63 Hz
- Opt 240 209 to 250 Vac, 48 to 63 Hz
- * Opt 908 Rack-mount Kit (p/n 5062-3977)
- * Opt 909 Rack-mount Kit with Handles. (p/n 5062-3983)
- Opt 0L2 Extra Standard Documentation Package
- Opt 0B0 No documentation package
- Opt J01 Stabilization for loads up to 10 Henries

Specifications

(at 0° to 55° C unless otherwise specified)

	6010A	6011A	6012B	6015A
Number of outputs	1	1	1	1
GPIB	No	No	No	No
Output ratings				
Voltage	0 to 200 V	0 to 20 V	0 to 60 V	0 to 500 V
Current	0 to 17 A	0 to 120 A	0 to 50 A	0 to 5 A
Maximum power				
Watts	1,200 W	1,064 W	1,200 W	1,050 W
Autoranging output	V1, I ₁	20 V, 50 A	60 V, 17.5 A	500 V, 2 A
	V2, I ₂	120 V, 10 A	14 V, 76 A	350 V, 3 A
	V3, I ₃	60 V, 17 A	7 V, 120 A	200 V, 5 A
Ripple and noise, 20 Hz to 20 MHz				
Voltage rms	22 mV	8 mV	8 mV	50 mV
p-p	50 mV	50 mV	40 mV	160 mV
Current rms	15 mA	120 mA	25 mA	50 mA
Load regulation				
Voltage	0.01%+	5 mV	3 mV	5 mV
Current	0.01%+	10 mA	15 mA	10 mA
Transient response time				
10% step change				
Time	2 ms	2 ms	2 ms	5 ms
Level	150 mV	100 mV	100 mV	200 mV
Supplemental Characteristics	(Non-warranted characteristics determined by design that are useful in applying the product)			
Programming resolution				
Voltage	50 mV	5 mV	15 mV	125 mV
Current	4.25 mA	30 mA	12.5 mA	1.25 mA
dc floating voltage either terminal can be grounded or floated from chassis ground	±550 V	±240 V	±240 V	±550 V
ac input current	100 Vac	24 A	24 A	24 A
	120 Vac	24 A	24 A	24 A
	220 Vac	15 A	15 A	15 A
	240 Vac	14 A	14 A	14 A
Weight				
Net	16.3 kg (36 lb)	17.2 kg (38 lb)	16.3 kg (36 lb)	16.3 kg (36 lb)
Shipping	21.8 kg (48 lb)	22.7 kg (50 lb)	21.8 kg (48 lb)	21.8 kg (48 lb)

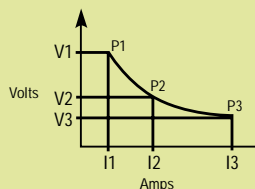
A line cord option must be specified. See pages 93-98 for ordering information.
* Support rails required

Accessories
1494-0060 Rack Slide Kit
E3663AC Support rails for Agilent rack cabinets




Single-Output, Autoranging: 200 W and 1000 W GPIB

Autoranging Output:



Save rack space by using fewer outputs
Reduce cost by using fewer power supplies



6030A, 6031A,
6032A, 6035A

This series of 200 watt and 1000 watt dc power supplies take the place of multiple power supplies in your test system by providing maximum power at a variety of operating points.

Industry standard SCPI commands and VXIPlug&Play drivers make system integration easy. Using the serial link, up to 16 power supplies can be connected through one GPIB address. These power supplies have excellent electrical efficiency, making them a good choice for large systems.

Specifications

(at 0° to 55° C unless otherwise specified)

		6030A	6031A	6032A	6033A	6035A	6038A
Number of outputs		1	1	1	1	1	1
GPIB		Yes	Yes	Yes	Yes	Yes	Yes
Output ratings							
Output Voltage		0 to 200 V	0 to 20 V	0 to 60 V	0 to 20 V	0 to 500 V	0 to 60 V
Output Current		0 to 17 A	0 to 120 A	0 to 50 A	0 to 30 A	0 to 5 A	0 to 10 A
Maximum power watts		1,200 W	1,064 W	1,200 W	242 W	1,050 W	240 W
Autoranging output	V1, I ₁	200 V, 5 A	20 V, 50 A	60 V, 17.5 A	20 V, 10 A	500 V, 2 A	60 V, 3.3 A
	V2, I ₂	120 V, 10 A	14 V, 76 A	40 V, 30 A	14 V, 17.2 A	350 V, 3 A	40 V, 6 A
	V3, I ₃	60 V, 17 A	7 V, 120 A	20 V, 50 A	6.7 V, 30 A	200 V, 5 A	20 V, 10 A
Programming accuracy at 25°C ±5°C	Voltage	0.035% +145 mV	0.035% +15 mV	0.035% +40 mV	0.035% +9 mV	0.25% +400 mV	0.035% +40 mV
	Current	0.2% +25 mA	0.25% +250 mA	0.2% +85 mA	0.15% +20 mA	0.3% +63 mA	0.09% +10 mA
Ripple and noise 20 Hz to 20 MHz	Voltage rms p-p	22 mV 50 mV	8 mV 50 mV	8 mV 40 mV	3 mV 30 mV	50 mV 160 mV	3 mV 30 mV
	Current rms	15 mA	120 mA	25 mA	30 mA	50 mA	5 mA
Readback accuracy at 25°C ±5°C	Voltage	0.08% +80 mV	0.08% +7 mV	0.08% +20 mV	0.07% +6 mV	0.5% +300 mV	0.07% +50 mV
	Current	0.36% +15 mA	0.4% +100 mA	0.36% +35 mA	0.3% +25 mA	0.5% +50 mA	0.2% +11 mA
Load regulation							
Voltage	0.01%+	5 mV	3 mV	5 mV	2 mV	13 mV	3 mV
Current	0.01%+	10 mA	15 mA	10 mA	9 mA	35 mA	5 mA
Line regulation							
Voltage	0.01%+	5 mV	2 mV	3 mV	1 mV	13 mV	2 mV
Current	0.01%+	5 mA	25 mA	10 mA	6 mA	18 mA	2 mA
Transient response time 10% step change	Time Level	2 ms 150 mV	2 ms 100 mV	2 ms 100 mV	1 ms 50 mV	5 ms 200 mV 7	1 ms 5 mV



Autoranging: 200 W and 1000 W GPIB (Continued)

Specifications

(at 0° to 55° C unless otherwise specified)

6030A 6031A 6032A 6033A 6035A 6038A

Supplemental Characteristics for all model numbers

Remote Sensing: Up to 2 V drop in each lead. Voltage regulation specification met with up to 0.5 V drop, but degrades for greater drops.

Modulation: (analog programming of output voltage and current)
Input signal: 0 to 5 V or 0 to 4 k Ohms

Size: 6030A–32A, 6035A:
425.5 mm W x 132.6 mm H x 503.7 mm D
(16.75 in x 5.25 in x 19.83 in).
6033A, 6038A:
212.3 mm W x 177.0 mm H x 516.4 mm D
(8.36 in x 6.97 in x 17.87 in).
See page 99 for more details.

Warranty: One year

Ordering Information

Opt 001 Front panel has only line switch, line indicator, and OVP adjust (6030A–33A and 6038A only)

Opt 100 87 to 106 Vac, 48 to 63 Hz (power supply output is derated to 75%)

Opt 120 104 to 127 Vac, 47 to 63 Hz

Opt 220 191 to 233 Vac, 48 to 63 Hz

Opt 240 209 to 250 Vac, 48 to 63 Hz

Opt 800 Rack-mount Kit for Two Half-rack Units Side by Side.
Lock link Kit p/n 5061-9694 and 7 in Rack adapter Kit 5063-9215

* **Opt 908** Rack-mount Kit for a Single Half-rack Unit 6033A and 6038A (with blank filler panel); p/n 5062-3960, 6030A–32A and 6035A; p/n 5062-3977

* **Opt 909** Rack-mount Kit with Handles. For 6030A–32A, 6035A; p/n 5062-3983

Supplemental Characteristics

(Non-warranted characteristics determined by design and useful in applying the product)

Programming resolution	Voltage	50 mV	5 mV	15 mV	5 mV	125 mV 1	5 mV
	Current	4.25 mA	30 mA	12.5 mA	7.5 mA	1.25 mA	2.5 mA
dc floating voltage either terminal can be grounded or floated from chassis ground		±550 V	±240 V	±240 V	±240 V	±550 V	±240 V
ac input current	100 Vac	24 A	24 A	24 A	6 A	24 A	6 A
	120 Vac	24 A	24 A	24 A	6.5 A	24 A	6.5 A
	220 Vac	15 A	15 A	15 A	3.8 A	15 A	3.8 A
	240 Vac	14 A	14 A	14 A	3.6 A	14 A	3.6 A
Weight	Net	16.3 kg (36 lb)	17.2 kg (38 lb)	16.3 kg (36 lb)	9.6 kg (21 lb)	16.3 kg (36 lb)	9.6 kg (21 lb)
	Shipping	21.8 kg (48 lb)	22.7 kg (50 lb)	21.8 kg (48 lb)	11.4 kg (25 lb)	21.8 kg (48 lb)	11.4 kg (25 lb)

Opt 0L2 Extra Standard Documentation Package

Opt 0B3 Service Manual

Opt 0B0 No documentation package

Opt J01 Stabilization for loads up to 10 Henries (not available on 6033A)

A line cord must be specified for 6030A–32A, 6035A. See pages 93–98 for ordering information.

* Support rails required

Accessories

5080-2148 Serial Link Cable, 2 m (6.6 ft)

1494-0060 Rack Slide Kit

E3663AC Support rails for Agilent rack cabinets

Your Requested Excerpt from the Agilent Power Products Catalog

The preceding page(s) are an excerpt from the *2002-2003 Power Products Catalog*.

We hope that these pages supply the information that you currently need.

If you would like to have further information about the extensive selection of Agilent dc power supplies, ac sources, and dc electronic loads, please visit www.agilent.com/find/power to print a copy of the complete Power Products catalog, or to request that a copy be sent to you. You will also find a lot of other useful information on this web site.

In the full Power Products Catalog, you will find that Agilent offers much more than basic power generation. If you need basic, clean, power for your lab bench, it's there. But in each product category, we've also integrated the capabilities that you need for a complete power solution, including extensive measurement and analysis capabilities.

Please give us a call at your local Agilent Technologies sales office, or call a regional office listed below, for assistance in choosing or using Agilent power products.

Keep up to date with Agilent's Test and Measurement Email Updates

As an Email Update subscriber, you will receive periodic customized email updates that match the areas of interest that you have specified. Your update will include products and services, applications and support information, events, and promotions. Sign up today at www.agilent.com/find/emailupdates.

Check off dc power supplies, ac power sources or electronic loads on your registration form, and we will promptly let you know what's new in power products! Our Privacy Statement at www.agilent.com/go/privacy describes our commitment to you regarding your privacy.

To see a copy of the user's guide, please visit our Web site at www.agilent.com/find/manuals

By internet, phone, or fax, get assistance with all your test & measurement needs

Online assistance:
www.agilent.com/find/assist

Phone or Fax

United States:
(tel) 1 800 829 4444

Canada:
(tel) 1 877 894 4414
(fax) (905) 282-6495

China:
(tel) 800-810-0189
(fax) 1-0800-650-0121

Europe:
(tel) (31 20) 547 2323
(fax) (31 20) 547 2390

Japan:
(tel) (81) 426 56 7832
(fax) (81) 426 56 7840

Korea:
(tel) (82-2) 2004-5004
(fax) (82-2) 2004-5115

Latin America:
(tel) (305) 269 7500
(fax) (305) 269 7599

Taiwan:
(tel) 080-004-7866
(fax) (886-2) 2545-6723

Other Asia Pacific Countries:
(tel) (65) 375-8100
(fax) (65) 836-0252
Email: tm_asia@agilent.com

Product specifications and descriptions in this document subject to change without notice.



Agilent Technologies